



## How can i make a video a live wallpaper

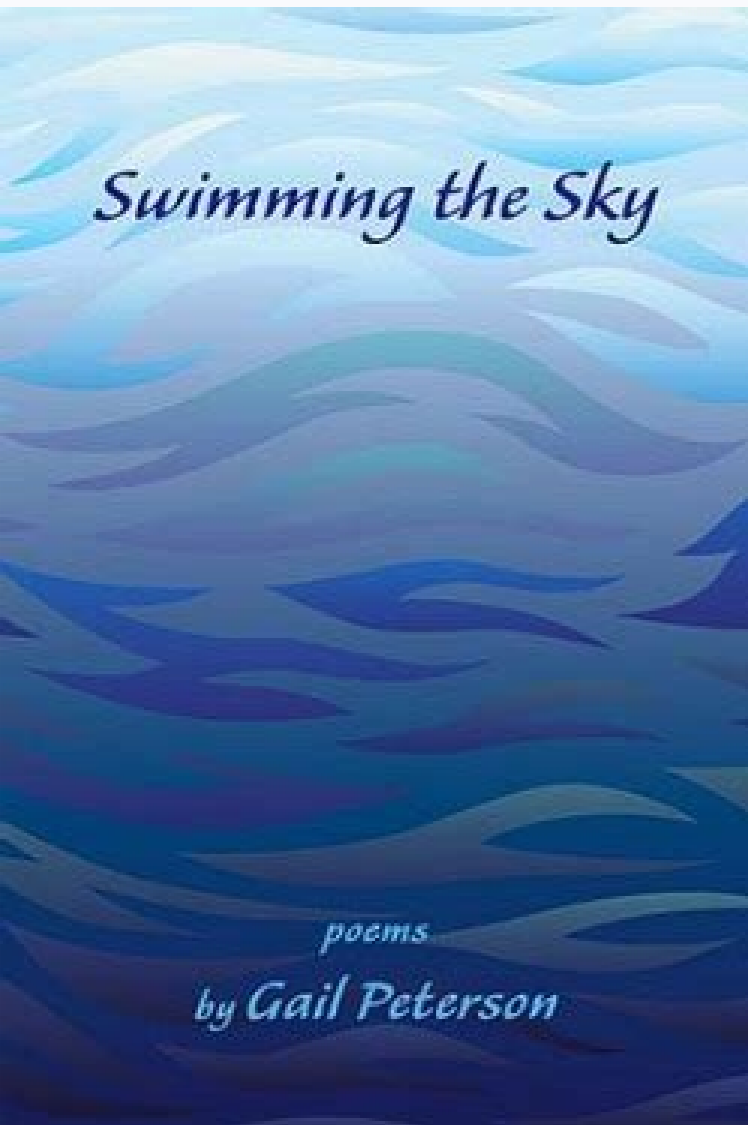
 I'm not robot  reCAPTCHA

**Continue**









How can i make a video into a live wallpaper. How do i put a video as a live wallpaper.

Stationary training can no longer meet the needs of iPhone users. Instead, they want live wallpapers. A live wallpaper, also known as a video wallpaper, scrolls the background of the home screen or displays a short video. Live wallpapers come pre-installed on the latest iPhones. You can also make your own live wallpaper from any video. Here is a special tutorial on how to set a video as iPhone wallpaper. Set Video as Wallpaper on iPhone Make a video as wallpaper on your iPhone? The answer is yes. However, Apple only allows Live Photo to be set as wallpaper. In other words, you need to convert the video to Live Photo and set the video as wallpaper on your iPhone. You can use a third-party Live Photo converter such as Intolve to convert your roll video to Live Photo. Another option is the Tiktok application, which can upload video directly to Live Photo. your iPhone. You can then find it in the Live Photos album in the Photos app. Option 2: Convert TikTok Video to Live Photo Step 1 Open the Tiktok app on your iPhone, Step 2 Find the target video and tap the Share icon. until you see the Live Photo option. Tap it and the video will be converted into a live photo and saved to your photos and set as a live wallpaper on your iPhone. NOTE: The duration of a live photo is between 1.5 and 2 seconds. If you save a Tiktok video as a live photo, it will be disabled automatically. Step 2: Get Live Wallpaper on iPhone Lock Screen Now you can make live wallpaper on iPhone by following steps. This step does not require any additional software or technical knowledge. You can also put live wallpaper on your iPhone and lock screen. Go to the Albums tab and select the Live Photos album. .TOP 4, make sure you have live streaming on Today, Context still cannot meet the needs of iPhone users. Instead, they want live wallpapers. Online wallpapers, called video wallpapers, move your home screen or show a short video clip. The latest iPhones come with animated wallpapers pre-installed. In addition, you can also create custom live wallpapers from any movie. Here is a specific tutorial on how to set a video as wallpaper on iPhone.st. Movies as wallpapers for iPhone. Are you making a video as wallpaper on your iPhone? The answer is yes. However, Apple only allows you to set a live photo as wallpaper. In other words, you need to convert the video to a live photo, then set the video as iPhone wallpaper. Step 1: Convert video to live photo. There are two options for converting videos to live photo on iPhone. You can use a live photo converter like Intolve to turn your camera roll video into a live photo. Another option is the Tiktok app, which can record live video directly from the top button on the iPhone. 3D creation in the upper right corner to turn the clip into a live video. Press it and the video will be converted into a live photo and saved to your photos so you can set it as a live wallpaper on your iPhone. Note: The length of the live transmission is between 1.5 and 2 seconds. When you save the live video, it will be automatically cropped. Step 2: Get animated wallpapers on your iPhone lock screen, now you can create animated wallpapers on your iPhone by following these steps. No additional application or technical skills are required at this stage. You can also set live wallpapers from the home screen on your iPhone. Access the Album tab and select the Live Photos album. Step 2 Browse and tap on the live photo you just took with the roll or fireball. Step 3, then press the share icon, scroll the context menu and select Use as Wallpaper to use as background image. Don't forget to include the live streamAnd drag the image in/out to adjust. Then hit the "Identify" button and select "Define lock screen". Step 5: Access the lock screen, press and hold until the wallpaper starts to move, choose a new wallpaper and select live. Then select the desired live photo and define it as the background of the lock screen. Top 1: Cool Live Wallpaper Makeer 4Kool Live Wallpapers 4K is a great way to create video wallpapers on iOS 12.4 iPhones and above. You can use it to create animated wallpapers and define animations as wallpapers from the lock screen. Main Features: Add many animated wallpapers. Classify wallpapers by type. Create animated movie wallpapers. Share wallpapers with friends, possibility to embed animated wallpaper on iOS 13 and above. In addition, the app is optimized on iOS 15 and above. It allows you to adapt the screen to amazing wallpapers. Main features: Create time-lapse wallpapers. Add animations and dynamic motifs regularly. Define live wallpaper as lock wallpaper for old iPhones because it is available for iOS 10 and higher. In addition to catchy animations, you can create animated wallpapers from the movie. Main features: Update wallpapers daily. Add a huge collection of animated wallpapers. Recommend wallpapers based on your preferences. It is not difficult to create a video as live wallpaper on iPhone when it supports 3D content. However, you should transfer movies to iOS first. Fortunately, Apelssoft Phone transfer can easily meet your needs. Question 1. Can I create a dynamic home screen on iPhone? Access the settings app, press wallpaper, choose a new wallpaper, choose dynamic, choose your favorite wallpaper and then set the home screen. Question 2. Why doesn't the animated wallpaper move on my iPhone home screen? When you define a live photo as wallpaper on the home screen, it does not move. Alternatively, you can define dynamic wallpaper on the home screen on iPhone. Question 3. Where can you download animated wallpapers? On an iPhone or Android phone, you can download animated wallpapers from the app, for example B. Cool Live Maker 4K wallpapers. It offers animated wallpapers like some websites.Note that you can only create an animated background for the lock screen. Actual background images are not available on the iPhone home screen. To set your favorite video as background, ApteakSoft iPhone Transfer is the best way to transfer it to iPhone. More questions? Leave the message under this post. If you're stuck with the basic blue background and standard color scheme, you might not notice that Windows 10 offers 10 people depth. One of the coolest features is the ability to customize live wallpapers. You can see an animated video instead of a static image. There are several ways to use a video as a background on a computer running Windows 10. Many third-party applications, including VLC, allow you to use video wallpapers for your desktop background. There are also specialized video background apps that allow you to use custom video backgrounds for your desktop. Also see our YouTube channel from our sister's site where we created a short review video. When using video wallpapers with VLC, no one who is known for the free and open-source VLC media player should be surprised to include a feature that lets you use videos as your desktop background. VLC can play almost any type of video you can imagine, so if you are looking for ways to set video as wallpaper on Windows 10 Desktop, this will be one of the fastest and easiest methods. simpler. You will only be able to keep this video as your wallpaper as long as you open the VLC and play your video. This is a great way to use temporary video backgrounds. If you still want to use a video background, one of the other methods below will work. To use the video as a background using VLC, open the VLC and start playing the video. Right-click the playback window, then click Video > Set as Background to set the video as your desktop background. Stop the video in the VLC player window or completely close the VLC to end the video background. This will return the default static wallpaper you used beforehand. After adding YouTube and other videos, using push video wallpapers, if you want to use streaming video wallpapers, you need to use a third party app. A good example is Push Video Wallpaper, which lets you use local videos, animated GIFs, and even YouTube videos on your desktop.Video wallpaper includes GIF videos and samples to try the first installation of the application, but you can use your videos, GIF or YouTube videos. You can also create playback lists, allow cycles between different types of content or install one video that will be repeated in the cycle. After downloading the video background, create a new list of playlists by pressing the icon in the right right corner. A new click on the well menu. In the new playlist window, enter the name of your new background playback list, then click OK to save it. Choose a new list of playback in the Drop -Down menu. To add a new video or GIF, press plus/add the icon in the lower right corner of the "Settings" window. Determine the GIF videos or files in the choice window. Between video files and image files, you may have to go through the DROP menu in the lower right corner. After choosing the content, click "Add" to the playback list to add it to the playback list. To add YouTube and other networks or the Internet Video, click "Add URL" in the lower right corner. Insert the URL into the URL window of your video, then click "Add" the playback list to add it to the play list. If you want to use the YouTube playlist for images of the background video, press the icon in the upper right corner, then select YouTube in the menu. Add YouTube playing the playback list, connect the YouTube -player or video. Add the YouTube playback list to add a PUSH list to the playback list. You can check the images of the video of playback using the parameters under the window using how to play, skip, skip and play with standard video reproduction opportunities. You can also configure the playback list again and accidentally use the parameters in the upper right corner. You can reduce the video image window. The settings of the system tray can also be added as a symbol of the system tray (hiding from the line of use of the notification area). Video -wallpaper is a great free opportunity to turn any video or GIF into a playback list for video -phoned images. The only limit for free users is a regular reminder that requires updating one license, which costs about \$ 10. For Microsoft store, there are various applications for video pones using Faypapers Desktop Live. One of the best is the bright wallpapers that allow you to add video and use your videos as a video video.Your area. This app only supports WMV video files in a free version and has more limited game controls, but you can upgrade live lives live for \$ 3.99. After installing wallpaper in real time, system storage tanks in the taskbar notification system will appear as the system icon. Double this icon to access the Settings menu. You need to add a folder where you can watch live movies. Click Add the Folder to add the video folder. Select the clock folder in the browsing window, and then click OK to add it to the list. All films found will be displayed on the main films list and at that time the movies will be played automatically as a desktop image. Live computer wallpapers load movies from this list of folders. If you add more movies to this folder, click Fresh Slouse to restore the list. Click the Settings tab to change the playback settings. Therefore, you can change the startup options, the preferred background video player and other playback options (including the ability to turn off the sound). In order to stop the video at any time, you must place the system tank icon and play live on Paus/Live. Click on the outside also close the background wallpaper and stop the video by returning the wallpaper to normal. Alternatives of video background for Windows 10 If you don't want to use video as a background image in Windows 10 on your computer, you have alternatives. Instead, you can use 4K high -resolution images on your computer and provide a clear and color area without worrying about battery life (laptops) or using continuous video playback. Personalize your desktop, as you want, use millions of online photos to use as a background image to revive the desktop. If you are an anime fan, you can go to one of the best anime sites to look for your basic information, and similar pages are for almost every place and interests you can imagine. WTH.

